

Practising your GHGT ePoster Presentation

- The ePoster screens will be showing the [GHGT ePoster showcase](#) and you will open and present your ePoster stack from there. You will not need to sign-in.
- You can **practice presenting your ePoster stack on your own computer** before the conference (see guidance below).
- We will have an **ePoster Helpdesk** near the ePoster screens at the conference, so just come to see us if you have any questions. You can also email us at support@stack.services

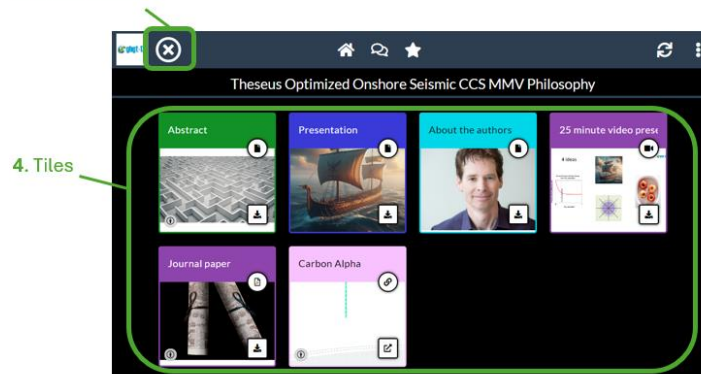
Opening and presenting your ePoster from the GHGT ePoster Showcase

1. Open the **GHGT 2024 ePoster Showcase** <https://my.ltb.io/index.html#/showcase/ghgt> on your computer (*it will already be opened on the ePoster screen at the conference*)
2. **Open and click on your session's button** (*this will already have been done on your ePoster screen at the conference*). The view will then only show the ePosters in your session.
3. Scroll down the screen to **find your ePoster stack** and **click on its title** to open it
4. You can then **click on any tile** in your ePoster stack to open and show its content.
5. When you finish your ePoster presentation then click on the **X** button to close your ePoster stack.

1. GHGT ePoster Showcase: <https://my.ltb.io/index.html#/showcase/ghgt>



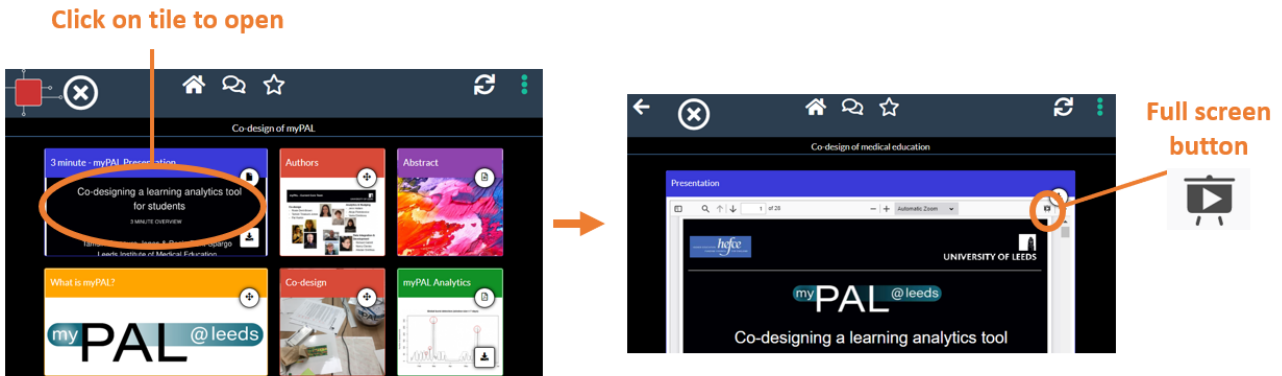
5. Close button



Additional hints and tips on presenting certain file types

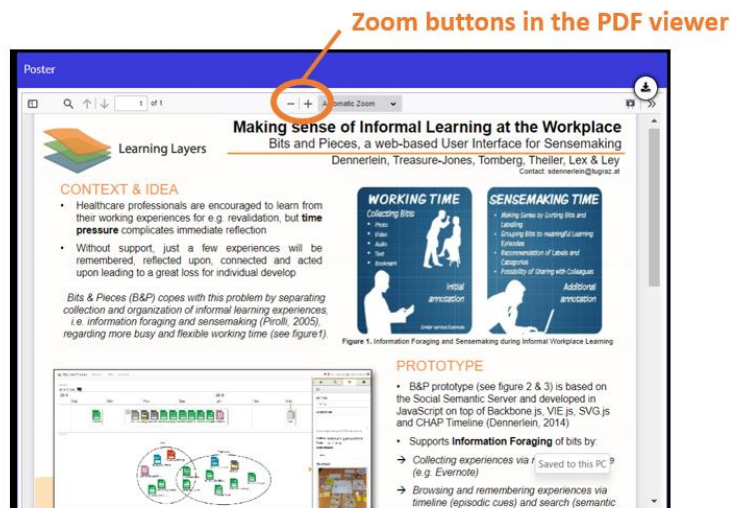
Showing a presentation file in full screen

Many people include a short PowerPoint presentation in their ePoster stack and present that during the live presentation. If you have a presentation file in your ePoster stack then **click on its tile** to open it in the PDF viewer. You can then **click on the full-screen button** to show the presentation in full-screen view and click through it as normal. To exit the full-screen view click on your keyboard's Esc key.



Zooming in and out of a large poster file

It is not possible to zoom in and out of a file once it is opened in full screen. But you can use the Zoom buttons and the mouse to zoom in and out of a file when viewing it in the PDF viewer. If you are using a touchscreen then pinch and zoom movements will also work in the PDF viewer. We would recommend caution when using Zoom onsite since the response speed will depend on the WIFI bandwidth.



Presentations with animations

If your presentation file has animations in it, they will **not** show in the PDF viewer. If it is important to you to use these animations in your presentation you can click on the download button and download your original PowerPoint file and present from that. However, we recommend caution when doing this onsite as some of your presentation time will be used up by the time it takes to download that file and open it in PowerPoint.

